



Sweetwater

2023-2024 Family Survey
Fall 2023

Summary

Topic Description	Results	Comparison
Academic preparation	98%	96% Washington Elementary School District
District Climate	93%	89% Washington Elementary School District
Parent engagement	99%	97% Washington Elementary School District
Safety and behavior	88%	85% Washington Elementary School District
School Fit Families' perceptions of how well a school matches their child's developmental needs.	97%	96% Washington Elementary School District
School operations	94%	91% Washington Elementary School District
Social Awareness How well students consider the perspectives of others and empathize with them.	96%	96% Washington

Academic preparation

Your average

98%

88 resp

Parent en7

Safety

School Fit

Your average

School operations

Your average

94%

88 responses

District average: **91%** Washington Elementary School District

How did people respond?

Favorable: **91%**

Social Awareness

Your average


94%

88 responses

District average: **96%** Washington Elementary School District

How did people respond?

Q.1: Adults in this school are good examples of how we should treat each other (like respect, responsibility, and fairness).

Strongly Agree 61%  54
Agree

Favorable: **94%**

Student support

Your average

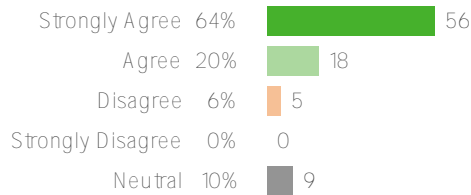
93%

88 responses

District average: **94%** Washington Elementary School District

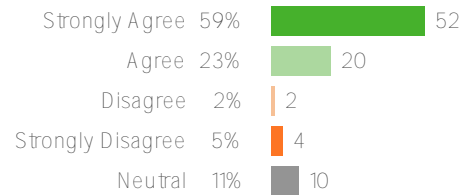
How did people respond?

Q.1: My child knows there is an adult at school whom they can go to for help with an academic problem.



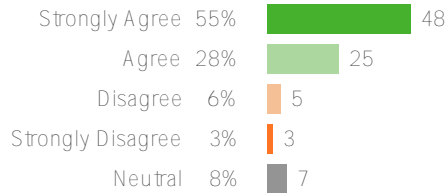
Favorable: **94%**

Q.2: My child knows there is an adult at school whom they can go to for help with a personal problem.



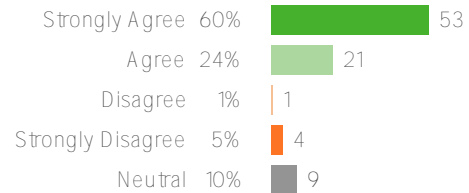
Favorable: **92%**

Q.3: My child is excited about going to school.



Favorable: **90%**

Q.4: The school staff makes decisions that are in the best interest of the students.



Favorable: **94%**

Supportive Relationsh

Background Questions

How did people respond? _____

Q.1: What is your child's race or ethnicity?